


Preview

*If You Take a Mouse to School
Unit for Special Education*



60 pages
in color
and BW

By
Christa Joy
Special Needs
for Special Kids


If You Take a Mouse to School

• Storyboard


- The following page includes a picture symbol board with icons referring to events in the story
- Color and BW version included
- Copy one per student and laminate for durability
- Use while reading the story to increase engagement and participation of all student

Picture symbols from Boardmaker by Mayer-Johnson

Christa Joy, Special Needs for Special Kids



If You Take a Mouse to School

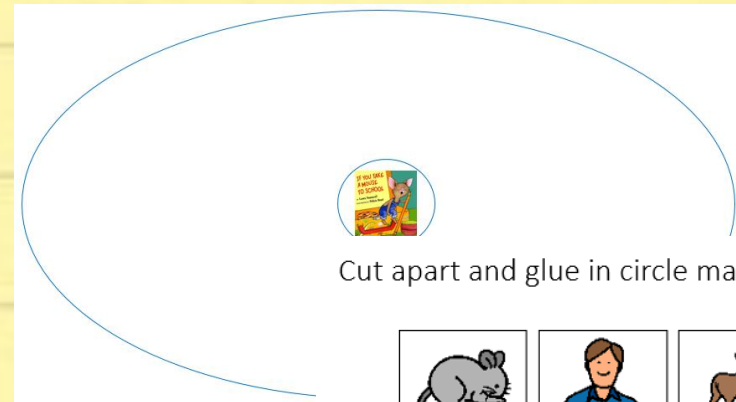


• Circle Map

- Color and BW versions provided
- Have students cut apart pictures from page 3
- Determine if the picture is something that occurred in the story
- Paste in circle if it was in the story
- Helps review elements of the story

• Differentiation Options

- Only give students pictures from the story if they are not ready to determine if in the story or not
- Page 4 includes a color coded version. Those outlined in blue go in the circle map, those outlined in red do not



Cut apart and glue in circle map **IF** it was found in the story.



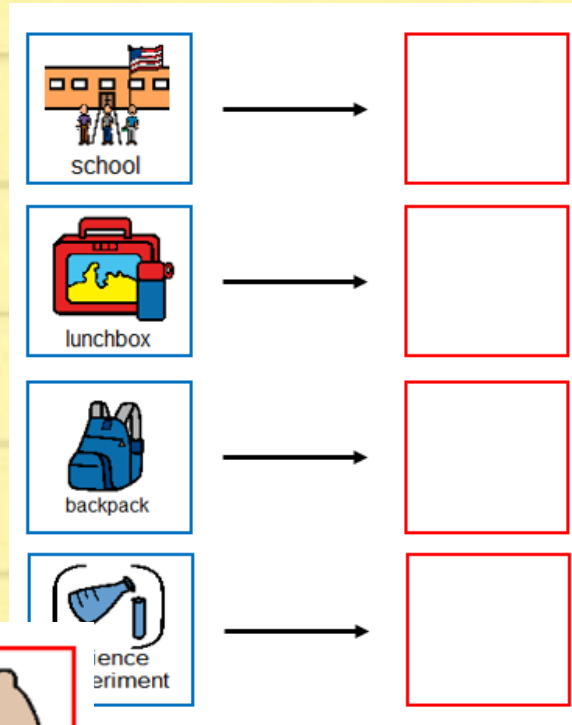
Also in BW

If You Take a Mouse to School

- Cause and Effect worksheets
 - Cut apart pictures on page 4 and paste in the corresponding empty boxes indicating the correct effect to the cause indicated
- Differentiation
 - If your students need more visual support, color in the blank squares and corresponding effect squares the same color, so students can use the color matching as an additional clue
- Option
 - Laminate pages and use Velcro to turn into an independent and reusable task




Also in BW



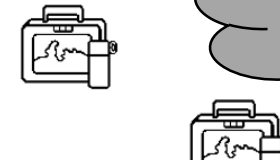
Take a Mouse to School Counting book

- **Cut pages apart and assemble one book for each student**
 - Assemble pages in any order once placing cover and last page
- **Have students count the number of items in the picture**
 - Either write the correct number in the box, or
 - Cut and paste the correct number in the box
- **Color if desired**

How many mice do you see?



How many lunchboxes do you see?



10 page booklet

Use numbers for previous pages if needed



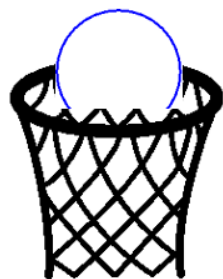


Where is the Mouse?

By

Christa Joy

Special Needs for Special Kids

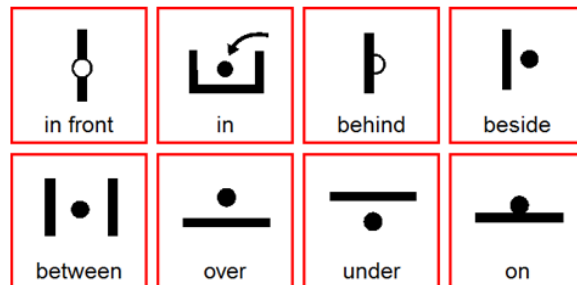


The mouse is

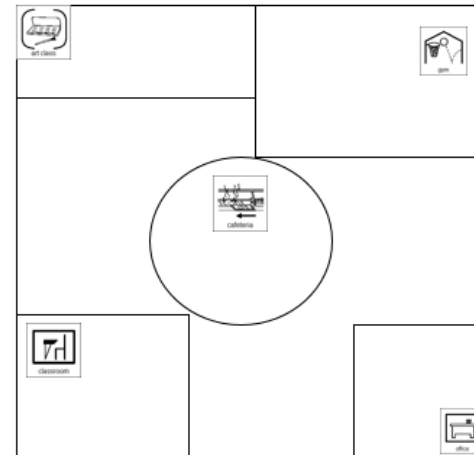
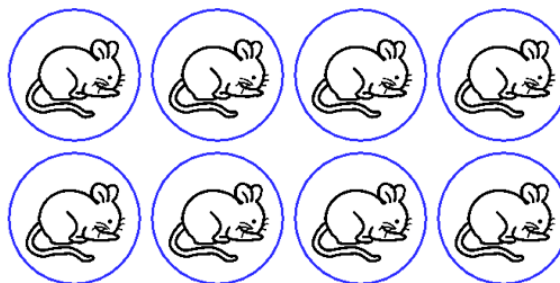


basket.

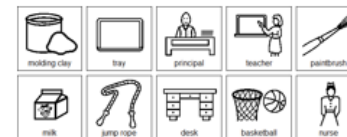
Prepositions



Mice



Cut pictures apart and sort into correct location on the map.



Ok/Not Ok

Color things ok to do at school **GREEN**
Color things NOT ok to do at school **RED**



Welcome Back!!

School Rules



By
Christa Joy
Special Needs for Special Kids



There are some rules we need to follow to make school safe and fun.



We use quiet voices and walking feet.



We are happy to be back to school!



In the classroom...